

Before doing this activity, a good idea would be to ask your students what new year's resolutions they would like to make. Write a list on the board for inspiration.

After giving out the templates, your students have to draw the hair, nose and mouth. Next, they need to write their new year's resolutions inside the different sections.

They can then draw different zentangle patterns, leaving some space around the writing.

This can be left in black and white or, if they prefer, they can add some colour.

NEW YEAR REFLECTION

BUTTERFLO KIDS PREVIEW

BUTTERFLO KIDS PREVIEW

BUTTERFLO KIDS PREVIEW

NAME \_\_\_\_\_

NEW YEAR REFLECTIONS

BUTTERFLO KIDS PREVIEW

BUTTERFLO KIDS PREVIEW





NAME \_\_\_\_\_

PREVIEW





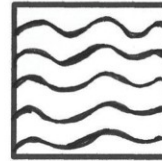


Use these patterns as a guide


Use these patterns as a guide

## Z ENTANGLE PATTERNS



## Z ENTANGLE PATTERNS






Thank you for downloading this Butterflo Kids printable.

### Terms of Use

These materials are free for personal and classroom use ONLY.  
DO NOT SELL or REDISTRIBUTE this file in any way.

The clipart in this file was created by



If you have any questions  
please contact me at  
[butterflo1@gmail.com](mailto:butterflo1@gmail.com)  
[www.butterflokids.com](http://www.butterflokids.com)