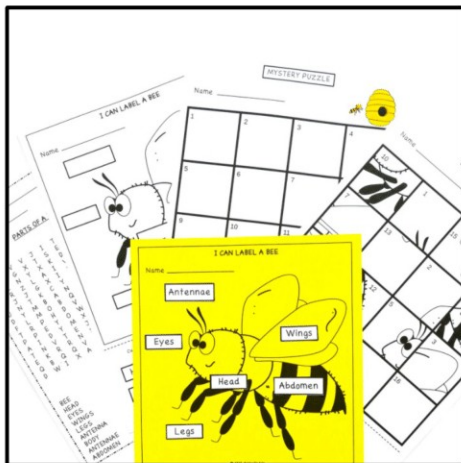
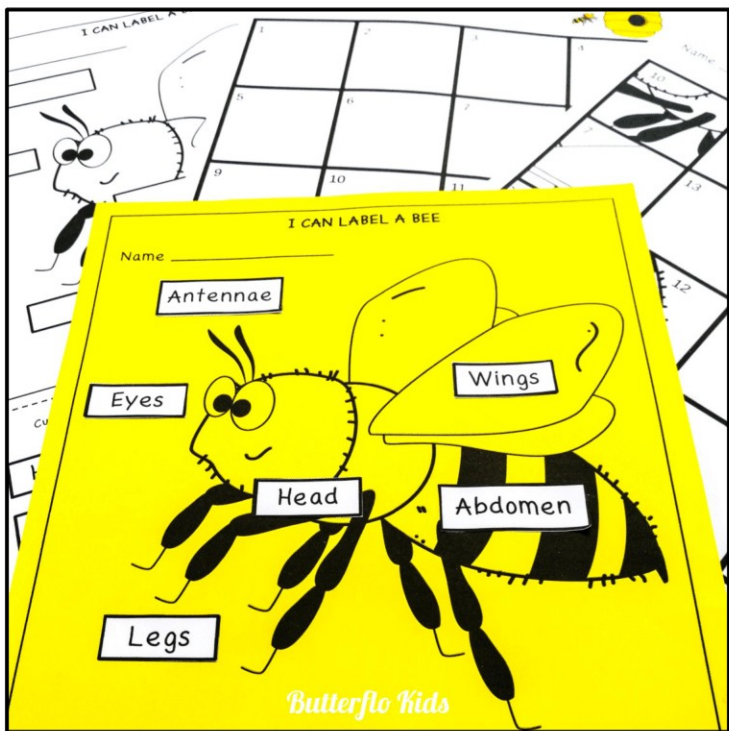


I CAN LABEL A BEE



Parts of a bee labelling



Parts of a Bee

Colour in the bee or print onto coloured paper.

Cut out the labels and glue them onto the correct boxes on the bee.

Can be used as part of a display board.



Mystery Puzzle

Cut out the pieces of the puzzle and glue them onto the corresponding numbers on the grid on page 6.

Can be used as part of a display board.

- * FUN MYSTERY PUZZLE
- * LABEL THE BEE
- * ENGAGING WORD SEARCH



- * FUN MYSTERY PUZZLE
- * CUT OUT AND RECOMPOSE

Two different bee labelling pages to use according to your students' age or level

Name _____



Can your students guess the mystery puzzle?

Easy print and go activity

* MYSTERY PUZZLE COMPLETED



IDEAL FOR
HOMESCHOOLING


Name _____
Date _____

PARTS OF A BEE WORD SEARCH

G I B P F U D F T P A T E Q D
S O L R R J N Y L P R P I N K B W
V G N Z J T M P E D V R R Q X
V X Y L G K B O H Y Y T R Q X
J T X A X C A B B O M E N V X
I S K I I Y N Q V W X J S N X
T E D W Y E I C H B X M H U T
M O M L A F O O Q Q R R S R E
G A E G B P D Q S D I W M N Y Y
O G N E X P F B U Y W M N Y Y
S V E T E N Z H O K S I S V F H
U M P F F E D K X V N Z N Q U E
N K V J W N C T I L G A V N A
P Q V V W N O K O K O S T S Z D
A N T E N N A E V F Q W L F

ANSWER KEYS FOR THE
PUZZLE, LABELLING
AND WORD SEARCH
ARE INCLUDED.

BEE
HEAD
EYES
WINGS
LEGS
ANTENNA
BODY



Take a look at my
bee life cycle craft
butterflokids.com