


# BEE LIFE CYCLE

## CUT AND PASTE


LIFE CYCLE - CUT AND PASTE



Butterflo Kids

PASTE


LIFE CYCLE - CUT AND PASTE



kids.com

Colour, cut and paste.

## CUT AND PASTE




Butterflo Kids

A fun and easy way to learn about bees!

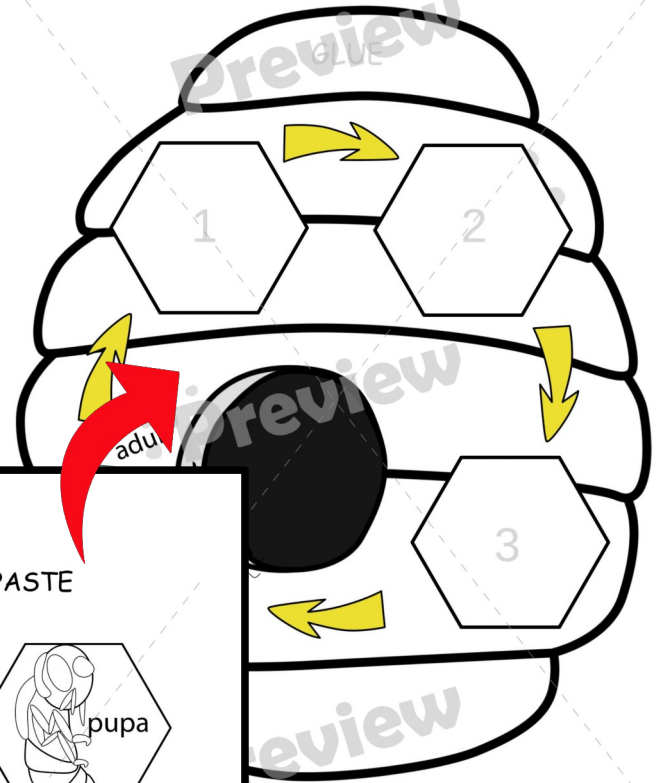
# BEE LIFE CYCLE - MINI PREVIEW

BEE LIFE CYCLE - CUT AND PASTE




www.butterflokids.com

BEE LIFE CYCLE - CUT AND PASTE



www.butterflokids.com


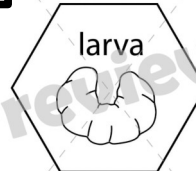
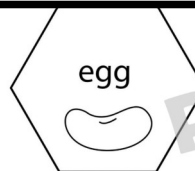
CYCLE - CUT AND PASTE



2



3



4

Thank you for downloading this FREE Butterflo Kids printable

Terms of use

These materials are free for personal and classroom use  
DO NOT SELL or REDISTRIBUTE this file

[www.butterflokids.com](http://www.butterflokids.com)

Clipart from



<https://www.teacherspayteachers.com/Store/Clipartino>



<https://www.teacherspayteachers.com/Store/Little-Bunnies-Designs>

The templates



## Bee Life Cycle



First, the queen bee lays a white egg in a cell of the honeycomb.

Then, after three days, a larva hatches from the egg. The worker bees feed the larva, and it spins a cocoon around itself.

Next, the larva transforms into a pupa and grows legs, eyes and antennae.

Last, the adult makes its way out of the honeycomb cell.



© 2022 Butterflo Kids

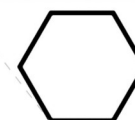
Match the labels to the correct image. The first one has been done.

Name: \_\_\_\_\_

Date: \_\_\_\_\_

Egg

Larva



© 2022 Butterflo Kids

Rewrite the text, using your own words.

Name: \_\_\_\_\_

Date: \_\_\_\_\_

First

Then

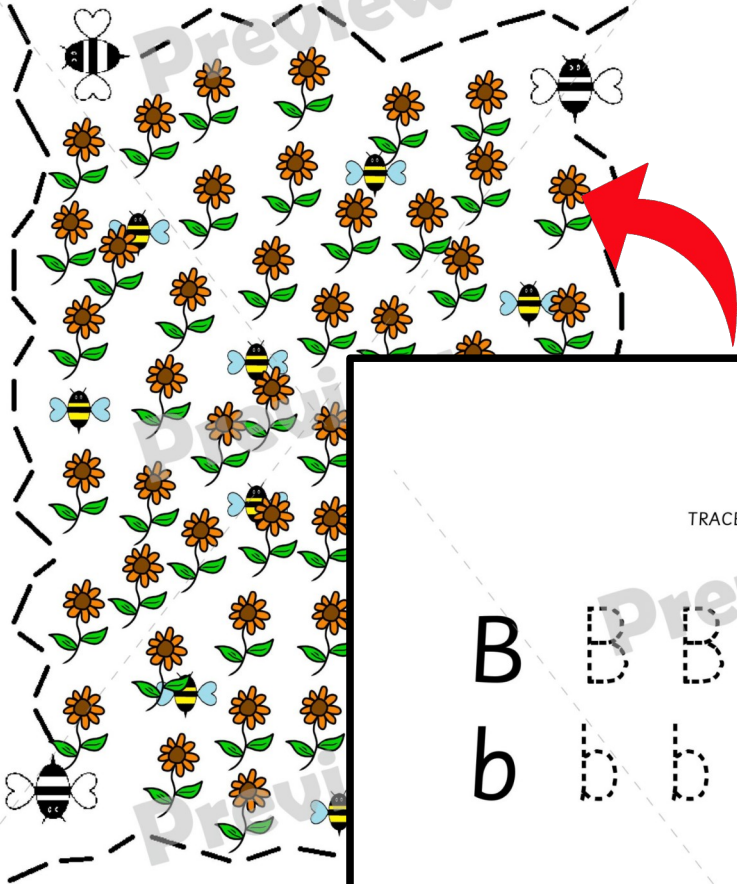
Next

Last

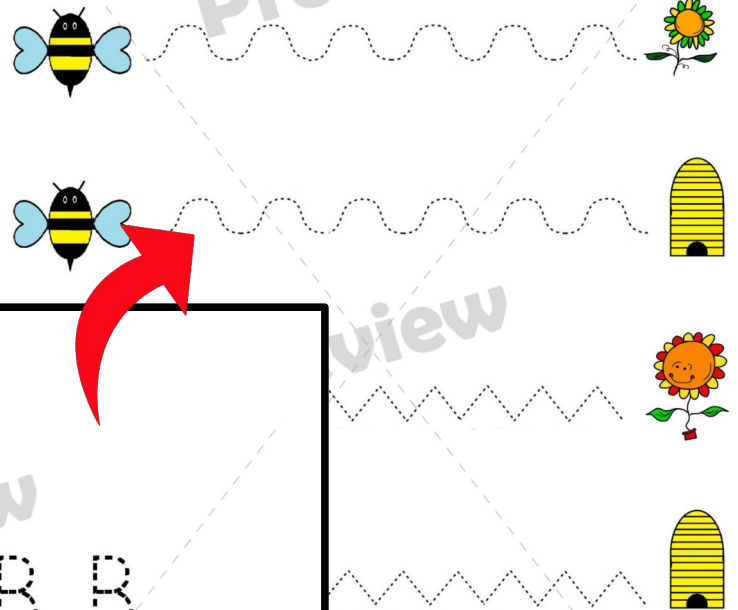
© 2022 Butterflo Kids

Life cycle reading text  
A matching exercise  
A sequence writing page

COUNT HOW MANY BLACK AND YELLOW BUMBLE BEES THERE ARE?



GET THE BEES TO THEIR DESTINATION



TRACE AND COLOUR

B B B B B B B  
b b b b b b b

FOR

BUMBLE BEE



Butterfloblog.wordpress.com

A fun counting worksheet  
A line tracing page  
A letter tracing page