


KING CHARLES III - 2022



A fun craft to celebrate King Charles III.

After downloading the template, the first thing to do is design the glasses. Get your kids or students to draw something that represents England to them. Alternatively, they can colour, cut and paste the images provided.


Next, place the glasses on top of the face template, so that they know where to draw the nose and mouth. Obviously, there is no need to draw the eyes.

At this point, they can finish drawing the hair and colouring in the face, uniform etc.

Finish off by gluing the glasses onto the face.

Ideal as part of a display board.


KING CHARLES III - 2022



REFLECTIONS



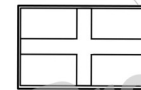
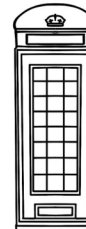
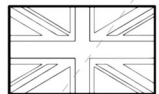
KING CHARLES III - CORONATION 6 MAY 2023



Colour and glue onto the glasses

2022

ENGLAND



© 2022 Butterflo Kids

© 2022 Butterflo Kids